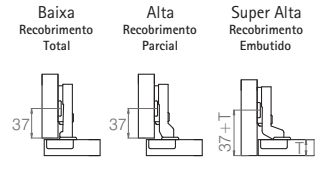
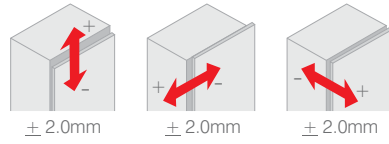


Dobradiça Caneco 35 com Amortecimento Integrado – Calço Fixo – Linha LEVE

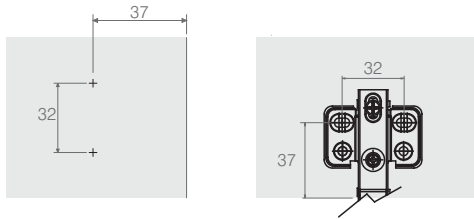


- Material: Dobradiça e calço em aço
- Acabamento: Niquelado
- Fixação: Parafusos
- Calço integrado/fixo na dobradiça
- Regulagem tridimensional
- Fechamento com amortecimento incluso
- Ângulo de abertura 95°

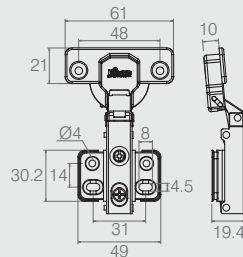

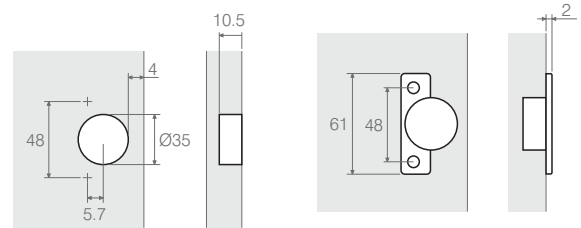
Regulagens Caneco 35



Aplicação do calço



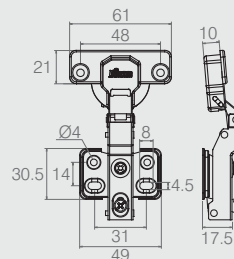

Aplicação do caneco



**Dobradiça Caneco 35 Leve
Colo Baixo com Calço Fixo**

4115412990
com amortecimento

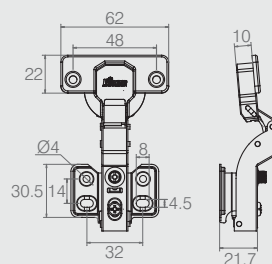
- Material: Aço
- Acabamento: Niquel (421)



**Dobradiça Caneco 35 Leve
Colo Alto com Calço Fixo**

4115402991
com amortecimento

- Material: Aço
- Acabamento: Niquel (421)



**Dobradiça Caneco 35 Leve
Colo Super Alto com Calço Fixo**

4115592996
com amortecimento

- Material: Aço
- Acabamento: Niquel (421)